

|                                  |                            |                                  |                         |
|----------------------------------|----------------------------|----------------------------------|-------------------------|
| TECHNICAL SHEET OF<br>CONFORMITY | E4<br>ADJUSTABLE PEDESTALS | PAGE NO.<br>REV NO.<br>REV DATE. | 1/1<br>10<br>21.03.2022 |
|----------------------------------|----------------------------|----------------------------------|-------------------------|




## DEFINITION

- SUPPORT® pedestals and couplers are made of PP (polypropylene copolymer)
- 206 mm outer diameter of 1 base unit with a circular cutaway.
- 153 mm outer diameter of 1 head.
- 121 mm outer diameter of 1 coupler
- The available height of SUPPORT® E4 screwjack pedestal is between 136 to 210 mm with a circular cutaway.

## SPECIFICATIONS

| TEST METHOD<br>Row Material | STANDARD               | UNIT              | RESULTS<br>&Tolerances |
|-----------------------------|------------------------|-------------------|------------------------|
| Determination of Density    | TS-EN-ISO 1183-2       | g/cm <sup>3</sup> | 0,898±0.10             |
| Hardness                    | TS -EN ISO 868         | Shore A           | 85±5                   |
| Tensile Strength            | TS EN ISO 527-1        | Mpa               | 19,5                   |
| Elongation &Break           | TS 1398-1 EN ISO 527-1 | %                 | ≥10                    |
| Determination of ash        | TS 336 ISO 247         | %                 | ≤10                    |

|   |   |        |                            |
|---|---|--------|----------------------------|
| Visible Defects                           | - | -      | None                       |
| Material                                  | - | -      | polypropylene<br>copolymer |
| Colour                                    | - | -      | Black                      |
| Height                                    | - | mm     | 136 to 200                 |
| Head diameter                             | - | mm     | 153                        |
| Base diameter                             | - | mm     | 206                        |
| Outer diameter ( Coupler)                 | - | mm     | 121                        |
| Centric Load                              |   |        |                            |
| Visible cumulated threaded height (0 mm)  | - | kN     | ≤ 40                       |
| Centric Load                              |   |        |                            |
| Visible cumulated threaded height (74 mm) | - | kN     | ≥ 12                       |
| Water Absorption (Fully diving method)    | - | 48 hrs | %0,1                       |
| Service Temperature                       | - | °C     | -30 to 70                  |

| Prepared by IPM   | Controlled by TQM  | Confirmed by GM   |
|---|--|---|
|  |  |  |

